

Energy Pricing Analytics

See the market clearly



WATTeVer provides electricity and gas pricing analytics for retailers and networks.

Our comprehensive platform includes all publicly-listed retail electricity and gas plans for residential and small business customers in the contestable networks.

Using WATTeVer's unique software, subscribers access a suite of visual dashboards that clearly show retail energy market pricing, offers and trends - all fully customisable.

The market moves fast. Stay on top.

WATTeVer's retail energy pricing data and visual analytics platform makes it easy for subscribers to;

- **Compare** – See how electricity and gas plans stack up against the market.
- **Track** – Monitor the latest plan updates and price movements.
- **Analyse** – Unpack competitor pricing tactics and identify opportunities.
- **Integrate** – Access and download comprehensive plan data via API.

Why it matters?

WATTeVer's intuitive visualisations make complex market data simple — helping you see where to act.

- Save serious time and effort tracking the market.
- Respond quickly to competitive new offers.
- Optimise marketing and sales investments.
- Identify opportunities through clear, data-driven insights

Who it's for?

WATTeVer's Pricing Analytics is designed for anyone who needs market intelligence, including pricing analysts, product managers, sales, marketing and management.

With easy-to-share dashboards, your whole organisation can work from the same, up-to-date market insights.

Overview



Pricing Data

Electricity and Gas Pricing Data Set

Download WATTeVer's comprehensive energy plan data to analyse offline.

- Direct access to current pricing data from over 4,000 publicly-listed retail electricity plans in contestable networks.
- Access to over 1,200 current retail gas plans.
- Up to 60 data points on each plan including all tariff variants, rates, charges, fees, feed-in tariffs and key conditions.
- Direct links to BPIDs & Facts Sheets.
- Electricity pricing from July 2017.
- Gas pricing from January 2019.

40+
Retailers


5,000+
Energy plans


300,000+
Data points

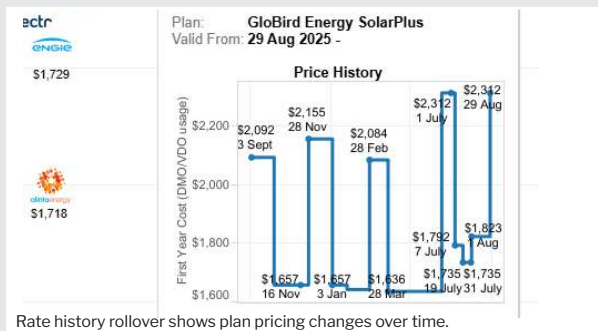

Overview

Pricing Analytics

Market updates

Keep on top of new and updated plans, plus price changes in all contestable networks.

- **Recent plan updates** highlights plan changes by network, with rollover access to rate history.
- **Rate history** lets you view current and historic pricing for retailers and any selected plan.

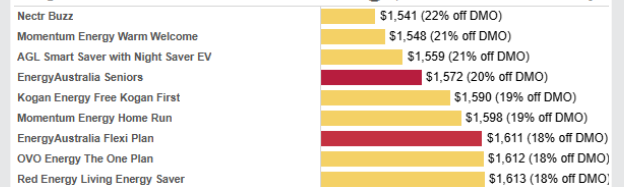


Unpack competitive pricing

Analyse market pricing and discounting tactics with powerful dashboards including:

- **Category Ranking:** Compare plans across key categories such as EV, VPP/battery, high solar FIT, affiliate plans, and more.
- **Component pricing comparison:** Drill into tariffs and charges at the component level.
- **Plan discount and ranking:** See how discounts influence plan rankings and overall pricing.

Usage Discounts and Total Cost in First Year @ 3,900kWh - Residential Anyt1



Plan discount and cost ranking dashboard.

Network pricing & Plan portfolio optimisation

Essential network pricing and plan checking tools always at hand.

- **Network pricing** and tariff information, including insights into network tariff alignment.
- **Plan portfolio optimisation** tools makes it easy to check for consistency and currency, by flagging duplicate or superceded plans, missing factsheets and more.

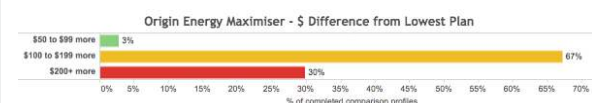
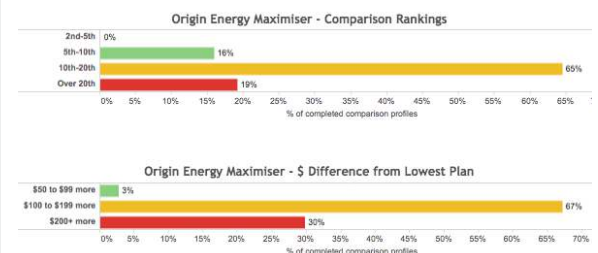
Future X Power	Duplicate / Superceded	1
GloBird Energy	Unsupported Tariff	30
	Unsupported Plans	50
Kogan Energy	Restrictive Eligibility Criteria	88
	Unsupported Tariff	12
Nectr	Unsupported Tariff	2
Next Business Energy	Duplicate / Superceded	7
	Unsupported Tariff	77

The excluded plans dashboard flags potential issues..

Electricity shopper plan rankings

See how plans are viewed on WATtever based on 40,000+ shopper comparisons.

- **WATtever top 5 ranked plans** presents the plans that would appear highest in results.
- **WATtever plan performance** shows how competitive a plan is in dollar and percent difference from the cheapest plan.
- **WATtever comparisons by current retailer and network** helps identify opportunities.



Review plan performance against energy shoppers.

Energy Pricing Analytics Summary

Electricity Pricing dashboards

Market Updates

- Recent plan updates
- Rate history

Competitor Pricing

- Plan discount ranking
- State ranking
- Component pricing comparison
- Category ranking
- Reward points ranking
- Retailer pricing tactics
- Retailer non-price tactics

Shopper Insights

- WATTeVer Top 5 ranked plans
- WATTeVer plan performance
- Comparisons by current retailer
- Comparisons by network

Network Insights

- Usage charges
- Access charges
- Demand charges
- Network map

Gas Pricing dashboards

Market Updates

- Recent plan updates
- Rate history

Competitor Pricing

- Component pricing comparison
- State ranking
- Plan discount ranking

Network Insights

- Tariff adoption
- Retail TOU period alignment
- Usage charges
- Access charges
- Network map

Pricing Data

- Current & historic pricing data via API
- Retail electricity: Residential & Small business
 - Retail gas: Residential & Small business
 - Network electricity: Residential & Small Business
 - Network gas: Residential & Small Business
 - Support data including DMO/VDO Reference Price and postcode/network mapping

Service & Support

Local technical support

Get started today.

To arrange a demonstration or to find out more, please get in touch.

David Hiley
analytics@wattever.com.au